

4kg



Effective Against Grease! Highly-Concentrated Detergent Super Sarasen

 Commercial Use
Dishwashing Detergent

A compact, highly concentrated
dishwashing detergent.
Excellent cleaning performance
and economical.

Great results,
without
scrubbing!!

Comparing cleaning performance
for oily grime on plastic



Super Sarasen

Competitor Product

Quickly removes grease and oil from plastic food containers
and cooking equipment that typically pose a challenge to clean.

*Test Conditions: 10 g of meat sauce was applied to a polypropylene container,
0.5 g of detergent and 100 mL of water at 30°C was added to the container,
and the mixture was agitated gently in the container. (September 2008)

The detergent comes in a soft bottle that can be
crushed and folded after use for a smaller volume.

Features

Effective Against Grease; Makes Cleaning Easy

Especially effective at removing grease from plastic
(see image on left). Even when diluted 6-fold,
cleaning performance is equivalent to an undiluted
18-liter drum-type detergent.

Viscous Even after Dilution for Economical Usage

Remains viscous even when diluted, helping prevent
overuse. (after 6-fold dilution)

Highly-Concentrated

Due to its potency, this product should be diluted 6- to
10-fold before use.

Product Data

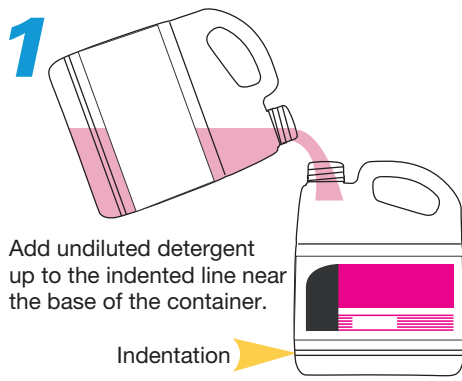
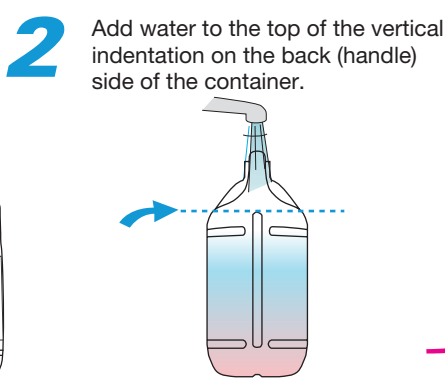
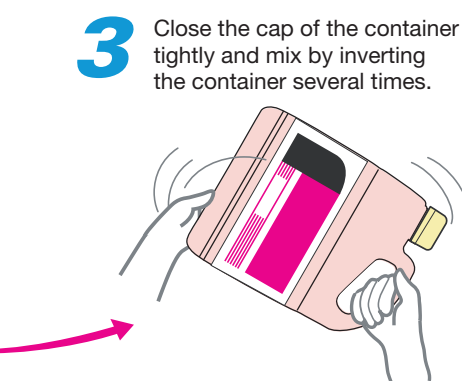
Product Name	Super Sarasen 4K (C-4)
Packaging	4 kg × 4 units/case
Product Dimensions	203 mm × 124 mm × 254 mm
Case Dimensions	418 mm × 260 mm × 261 mm
Stacking Limit	3 cases
Product Code	211842
JAN Code	4975657200133
ITF Code	14975657200130

*External dimensions are length × width × height.



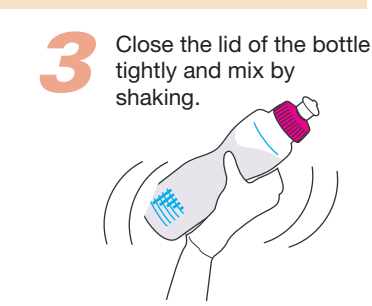


Making a 6-fold dilution

Diluting in an empty 4 kg container

-  Add undiluted detergent up to the indented line near the base of the container.
Indentation
-  Add water to the top of the vertical indentation on the back (handle) side of the container.
-  Close the cap of the container tightly and mix by inverting the container several times.

Using the detergent dilution bottle

-  Add undiluted detergent to the "6-fold" line on the bottle.
Add undiluted product to the "6-fold" line on the bottle.
-  Add water to the "Add water up to here" line.
-  Close the lid of the bottle tightly and mix by shaking.

Cleaning

-  Make a diluted solution of the detergent in the sink.
In a 40 L sink:
Add 10 to 20 g of undiluted detergent
Add 60 to 120 g of 6-fold diluted detergent
-  Use a sponge or scouring pad to scrub dishes with the diluted detergent.
-  Rinse under running water for at least 5 seconds.

Sold Separately

 **Detergent dilution bottle** Product code: 901308



- Name: Detergent Dilution Bottle IM
- Max. capacity: 660 mL
- 6 bottles/case
- Push-pull cap
- Non-removable durable label
- Upper part of bottle is soft for easier squeezing and dispensing of detergent
- 4-, 5-, 6-, 8-, 10-, and 12-fold dilution lines
- Designed for adding detergent first and water second

Ingredients Label, etc.

◆Acidity/Alkalinity	Neutral
◆Ingredients	Surfactants (56%, linear alkylbenzene sulfonate, polyoxyethylene alkyl ether), stabilizer (ethanol)
◆Suggested Amount	10 to 20 g of undiluted detergent in 40 L of water 1.5 to 3.0 g of 6-fold diluted detergent in 1 L of water