

NIITAKA**PRODUCTS****Product Guide**

Better Solutions for
Cleaning and Hygiene Control

Acid**Phosphate-Free**

Not a Non-Medical
Deleterious Substance

2 kg

Descale Regularly to Prevent Buildup!



Niitaka
Murin Scale Jokyozei

Commercial Use**SP**

**Dissolves and removes limescale
from dishwashers.**

**Heavy limescale buildup can be difficult to remove.
Regular descaling is essential.**

Features

Acid Agents Dissolve the Limescale

The powder formulation allows for a greater quantity of acid agents. Effectively dissolves calcium-based limescale.


Minimal Corrosion of Stainless Steel

Includes corrosion inhibitors to prevent discoloration or corrosion of stainless steel.*

*Always use at the recommended concentration. Direct contact with a concentrated solution at 70°C or above will cause discoloration and corrosion of stainless steel surfaces.

*Use for the recommended duration (15 to 20 minutes). Extended contact even at ambient temperatures will cause discoloration and corrosion.

Serious Limescale Buildup



Product Data

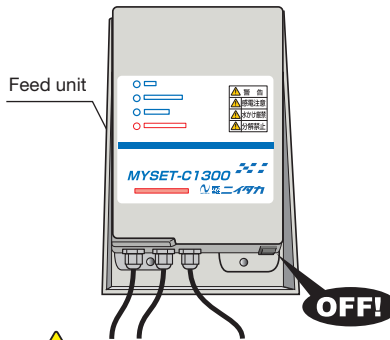
Product Name	Murin Scale Jokyozei SP 2 K (2 packs)
Packaging	2 kg × 2 packs/case
Product Dimensions	L 200 mm × W 90 mm + H 260 mm
Case Dimensions	L 221 mm × W 151 mm + H 204 mm
Product Code	228860
JAN Code	4975657229134
ITF Code	14975657229131

Ingredients Label, etc.

◆Acidity/Alkalinity	Acid
◆Ingredients	Sulfamic acid, corrosion inhibitor, stabilizer
◆Suggested Amounts	Dilute to 2.5% for use (1 pack [2 kg] per 80 L of warm water)

Instructions for Use

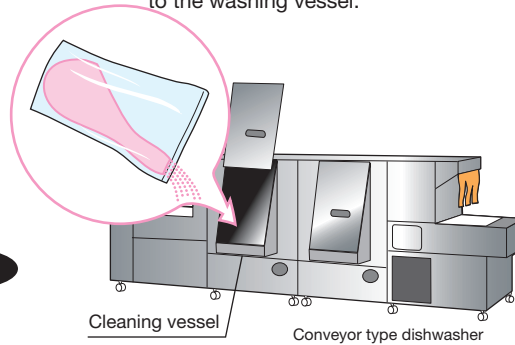
- 1** First, turn off the power to the feed unit.
*Make sure no dishwasher detergent is in the equipment.



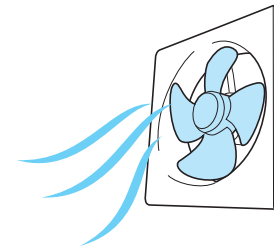
Be particularly careful of chlorine-based bleach!

*If using a metered feed unit, remove the intake port where dishwasher detergent (liquid) is inserted. Please contact us with any questions.

- 2** Drain the cleaning solution from the cleaning vessel, add new water and heat to 50°C or above. Now add Murin Scale Jokyoza SP to the washing vessel.




Ventilate the area thoroughly.

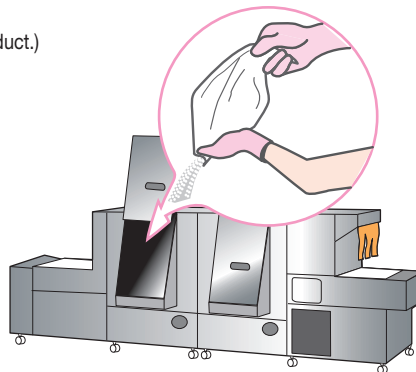


- 3** Run the dishwasher empty. About 15 to 20 min is recommended for conveyor type dishwashers. For door type dishwashers, about 10 runs. For door type dishwashers, ensure that rinse water does not enter the dishwasher. (To prevent dilution and drainage of the product.)

0:15~0:20

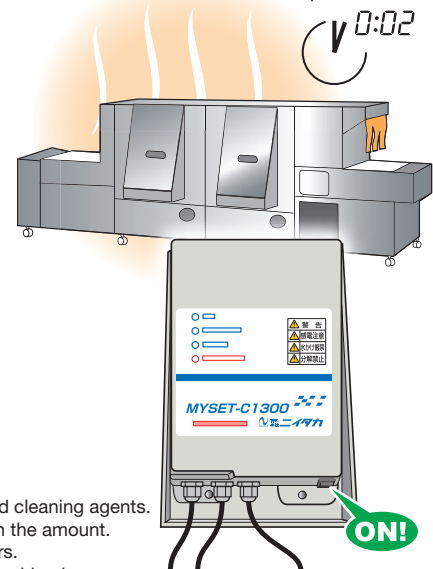


- 4** After stopping the circulation of the cleaning solution, shower the inside of the dishwasher throughout. Next, add a neutralizing agent to the washing vessel and drain.



- 5** Fill again with warm water and operate empty for about 2 min for conveyor types and 2 runs for door types, then drain.

Now turn the feed unit power back on.



Precautions for Use

- Will generate harmful chlorine gas if mixed with chlorine-based cleaning agents.
- May fail to remove all limescale in a single clean depending on the amount.
- Do not use for applications other than commercial dishwashers.
- This product is a strong acid and may corrode metals. After washing by the prescribed method, promptly rinse with water.
- While the dishwasher is being run, any solution blown out of the dishwasher should be promptly rinsed off with water.
- Please see the "Precautions for Use" label on the product for more information.

Neutralizer for Acid Cleaner (sold separately) *A change in case size is planned.

Product Data	
Product Name	Neutralizer for Acid Cleaner (powder type)
Packaging	1.2 kg × 10 bags/case *includes pH test paper
Product Dimensions	L 250 mm × W 235 mm × H 22 mm
Case Dimensions	L 260 mm × W 216 mm × H 301 mm
Product Code	229060

Ingredients Label, etc.	
◆Acidity/Alkalinity	Alkali
◆Ingredients	Sodium carbonate
◆Suggested Amounts	Compared to 1 bag (2 kg) of Murin Scale Jokyoza SP, this product is 1.2 kg.



BA0AAI